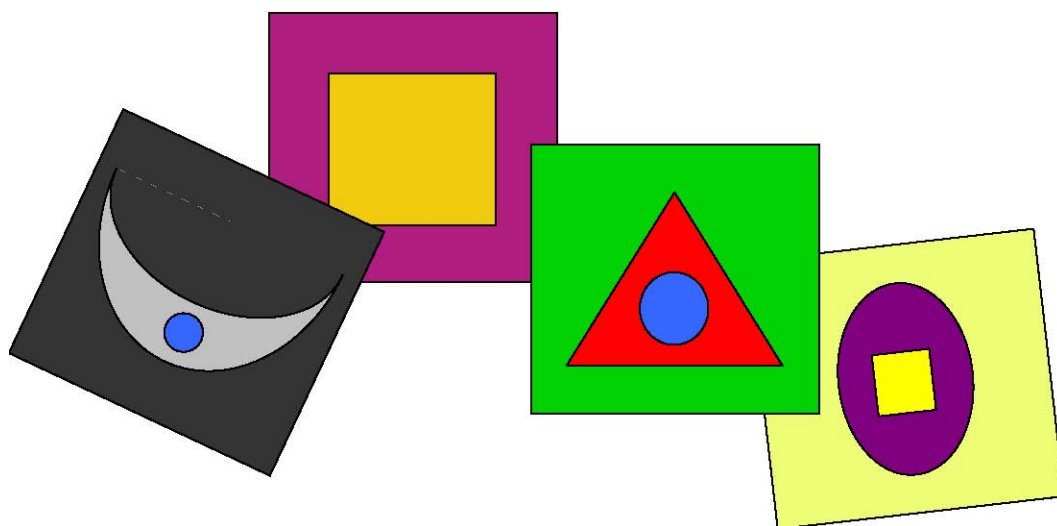


Instant Visualization Magic by Dr Jonn Mumford introduction to [Tattwas: The Five Elements of Creation](#)

*If you can "visualize" it, you can get it!
If you "imagine" it, you have it!
If you "conceive" it, you achieve it!*



"The power for change can not be underestimated."

If you want even more details about altering your future turn to Chapter Seven in Magical Tattwas (Shaping The Future) and get never before explained principles of Visualization Magic clearly outlined with the appropriate exercises to materialize, crystallize and actualize your desires.

But right now let me show you one way to use just the first five elements for "Visualization Magic". The method may be summed up as:

- 1: Select the correct Elemental shape corresponding to your desire, or wish.**
- 2: Focus visually upon the design until it changes colour.**

3: Close your eyes and focus upon the potent afterimage.

4: While watching the afterimage you may silently repeat the Bija mantra
– a special sound associated with each shape.

These Bija Mantras are composed of special combinations from the Sanskrit language and the simplest way to understand what constitutes a Bija Mantra is for me to quote from my forthcoming book "Mind Magic Kit".

"Bija" means "a seed" and therefore a Bija Mantra is a "seed sound" that when chanted audibly or mentally will produce inner growth and evolution - and just as the Acorn seed contains the tree so the Bija Mantra contains compressed spiritual potential.

Bija Mantras have several characteristics:

1 They are monosyllabic e.g. Ram (the Bija for a psychic center associated with fire and the Solar Plexus) versus the Gayatri Mantra which consists of 24 syllables.

2 Each Bija Mantra consists of a single "phoneme" ie. the smallest part of speech which differentiates one word from another by sound; e.g. "Lam" versus "Ram"; "L" and "R" represent phonemes as they are the only distinguishing sounds that distinguishes "Lam" from "Ram".

3 On the whole Bija Mantra's may terminate in either/or "m" or "ng".

The Five Basic Tattwa Shapes







Chart for 'Instant Visualization Magic'




The first element is Earth represented by a yellow square: This element governs beginnings, starts and firm foundations. The Bija mantra is "LUM".




The second element is Water symbolized by a silver crescent moon. This is the sphere of the unconscious dream world, relationships, partnerships, networking, consulting and consorting. The Bija Mantra is "VUM".



The third element is Fire shown as a bright flame-red triangle, apex up in the Western Tradition and apex down in the Eastern tradition. This element rules the domain of passion, creativity, promotions, enthusiasm. The Bija Mantra is "RUM".



The fourth element is Air, depicted as a sky-blue circle or globe. Air influences everything to do with surviving trial and test periods, emotional stability and attention to fine details – as well as creative imagination. The Bija Mantra is "YUM".



The final Element is Ether, controller of all things concerned with change, travel, growth and promotions. The Bija Mantra is "HUM".

Having decided upon the correct element for our purposes we begin learning to gaze into the center of the geometrical shape. This is called "Trataka" and I will describe it as soft contemplation with the caveat that you gently inhibit blinking as much as possible.

Trataka is definitely not "staring" aggressively nor being "bug-eyed". Just gently gaze upon the element design and know that the first sign of success is when a "rim aura" appears: i.e. an "on-off" flashing around the outline of the shape – often quite spectacular!

This phenomenon is a standard psycho-physiological effect due to mild retinal stimulation and not psychic at all – however the consequent effects upon your unconscious are psychic.

The next thing that you may notice is that the "Yantra" (Geometrical Shape) becomes three-dimensional against the background colour – things are "cooking" at a physiological, psychological and a psychic level when this happens.

The whole process may take from one to three minutes and you can experiment with this on-line now.

In the final phase close your eyes, while still in front of the monitor screen and watch the afterimage in reverse colors manifest in the realm of the '3rd eye'.

While quietly 'witnessing' the after-image silently repeat the appropriate Bija Mantra. Continue this until the last vestige of the after-image is totally gone.

Open your eyes and go immediately about your business knowing you have given your unconscious a kick start in realizing your aspirations. You can repeat this once a day until the desired results manifest.

Some of my students surf the net just before bed and love to settle on this page and select the Element 'Yantra' for their

needs. After concentration the computer goes off and straight into bed thus allowing the special colour -shape design to work its magic all night.

Remember the trick is to select the correct element that resonates most closely with your current needs and problems and away you go.

When you utilize the Magical Tattwas you are calling upon the Hindu equivalent of Austin Spare's Sigil magic and the whole European tradition of "Sigil Magic".

With the [Tattwas: The Five Elements of Creation](#) post-graduate course we teach you how to construct your own cards and personally charge them. The information in the course is personally powerful and different from the contents of the Magical Tattwas although we will provide you with the information from the Magical Tattwas when required.

Now for the first time a post-graduate correspondence course is offered giving the inner keys and providing personal guidance to students who wish to master the secrets of [Tattwas: The Five Elements of Creation](#)

A combination of geometry and color that was only once tried over hundred years ago in England. A potent technique developing clairvoyance and scrying enhancing the ability to divine correct future outcomes by eliciting unconscious intuitions and used to assist in making optimal decisions leading to optimal outcomes..

A powerful method, never before revealed, for day to day life management. Magical Tattwas provide a foundation for personal development and relationship clarification by presenting the opportunity to tune in to universal wisdom whenever required.




Tattwas

The Five
Elements of
Creation



International Correspondence Course



<http://www.jonnmumfordconsult.com/merchant2/merchant.mvc?Screen=CTGY&Store Code=KCFPD&Category Code=1#>

TAT

©2004 Kailash Center for Personal Development, Inc.

All rights reserved.

Kailash Center for Personal Development.

1992 Commerce Street, #301, Yorktown Heights, NY 10598.

www.tantrapm.com

All right reserved. No part of this publication may be reproduced in any form or by any means including information storage and retrieval systems without permission in writing from Kailash Center for Personal Development, New York, New York